
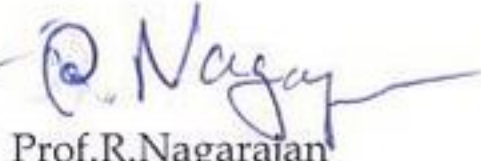


IIT MADRAS ALUMNI CHARITABLE TRUST
 ICSR Building IIT, Chennai-600036
 Balance sheet as at 31.03.2014
 Assessment Year: 2014 - 2015


| Liabilites | Schedule No | As at 31.03.2014 (Rs) | As at 31.03.2013 (Rs) | Assets | Schedule No | As at 31.03.2014 (Rs) | As at 31.03.2013 (Rs) |
|----------------|-------------|-----------------------|-----------------------|----------------|-------------|-----------------------|-----------------------|
| Capital fund | 1 | 26,527,553 | 10,902,090 | Investments | 3 | 117,478,764 | 93,392,502 |
| Endowment Fund | 2 | 100,391,539 | 88,959,543 | Current assets | 4 | 9,440,328 | 6,469,131 |
| | | 126,919,092 | 99,861,633 | | | 126,919,092 | 99,861,633 |


For IIT MADRAS ALUMNI CHARITABLE TRUST


 D. Chandrasekhar
 Secretary


 Prof. R. Nagarajan
 Trustee

For N.C. Rajagopal & Co.,
 Chartered Accountants
 FRN 003398 S


 Sumithra Ravichandran
 Partner
 M.No. 204068



Place : Chennai

Date :

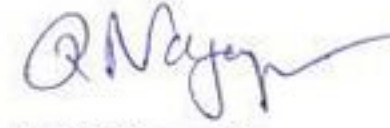
N. C. RAJAGOPAL & CO.,
 No. 22, Krishnaswamy Avenue,
 Mylapore, Chennai - 600 004.
 Ph: 24991095 / 24987746

IIT MADRAS ALUMNI CHARITABLE TRUST
 ICSR Building IIT, Chennai-600036
 Assessment Year: 2014 - 2015
 Income and expenditure account for the year ended 31.03.2014


| Particulars | For the year ended 31.03.2014 (Rs) | For the year ended 31.03.2013 (Rs) | Particulars | For the year ended 31.03.2014 (Rs) | For the year ended 31.03.2013 (Rs) |
|---|------------------------------------|------------------------------------|----------------------------------|------------------------------------|------------------------------------|
| To Donation | 38,823,487 | 35,658,552 | By Donation Received | 49,704,191 | 34,399,428 |
| To Donations - Endowment | - | 3,033,587 | | | |
| To Salary | 148,475 | 162,000 | By Interest on income tax refund | - | 4,128.00 |
| To Bank Charges | 31,388 | 17,607 | By Interest -Savings bank | 282,743 | 164,445 |
| To Travelling & Conveyance | 5,108 | 6,168 | By Interest -Fixed deposit | 6,384,632 | 4,682,836 |
| To Meeting expenses | 35,053 | 16,687 | By Interest -GOI bonds | - | 1,545,250 |
| To Postage & Courier | 40 | 35 | By Interest - Innovation Fund | 320985 | |
| To Printing & Stationery | 550 | 1,630 | By UTI Income | 17,651 | 11,363.21 |
| To Professional Charges | 53,937 | 49,980 | | | |
| To Consultancy Fee | 11,236 | - | | | |
| To Rates & Taxes | 5,803 | 5,773 | | | |
| To Audit Fees | 5,618 | 5,618 | | | |
| To Loss on Write Off of Computer | - | - | | | |
| To excess of income over expenditure | 17,589,507 | 1,849,813 | | | |
| | 56,710,201 | 40,807,450 | | 56,710,201 | 40,807,450 |

For IIT MADRAS ALUMNI CHARITABLE TRUST


 D. Chandrasekhar
 Secretary


 Prof. R. Nagarajan
 Trustee

For N.C. Rajagopal & Co.,
 Chartered Accountants
 FRN 003398 S


 Sumithra Ravichandran
 Partner

N.C. RAJAGOPAL & CO.,
 No. 22, Chinnaswamy Avenue,
 Mylapore, Chennai - 600 004.
 Ph. 24991095 / 24987746

Place : Chennai
 Date :

IIT MADRAS ALUMNI CHARITABLE TRUST

ICSR Building IIT, Chennai-600036

Assessment Year: 2014 - 2015

Schedules forming part of Balance sheet


| Particulars | As at 31.03.2014 (Rs) | As at 31.03.2013 (Rs) |
|--|-----------------------|-----------------------|
| Schedule 1 | | |
| Capital fund | | |
| Opening balance | 10,902,090 | 11,119,870 |
| Add: Excess of Income over expenditure | 17,589,507 | 1,849,813 |
| Less: Interest Transferred to Endowment Fund | 5,141,186 | 2,946,587 |
| Add: Donation Transferred to Endowment Fund | 3,177,142 | 5,014,180 |
| Closing Balance | 26,527,553 | 10,902,090 |
| Schedule -2 | | |
| Endowment Funds | | |
| 64 Foundation Endowment | | |
| Opening Balance | 48,183,099 | 47,995,141 |
| Corpus Donation received during the year | - | - |
| Less: 2% Transferred to Admin Fund | - | - |
| Add: Interest During the year | 924,414 | 2,082,320 |
| Less: Donation Paid | - | 1,894,362 |
| Add: Interest Income | - | - |
| Closing Balance | 49,107,513 | 48,183,099 |
| E Gurukula Endowment | | |
| Opening Balance | 15,597,836 | 14,480,524 |
| Corpus Donation received during the year | - | - |
| Less: 2% Transferred to Admin Fund | - | - |
| Add: Interest During the year | 1,379,416 | 1,117,312 |
| Less: Donation Paid | 1,188,262 | - |
| Closing Balance | 15,788,990 | 15,597,836 |
| General Admin Fund | | |
| Opening Balance | 2,806,864 | 2,122,556 |
| Amount transferred from other funds | | 684,308 |
| Closing Balance | 2,806,864 | 2,806,864 |
| General Alumini Endowment Fund | | |
| Opening Balance | 13,720,719 | 13,402,669 |
| Corpus Donation received during the year | 9,418,440 | - |
| Less: 2% Transferred to Admin Fund | - | - |
| Add: Interest During the year | 1,532,576 | 1,182,750 |
| Less: Donation Paid | 1,285,880 | 864,700 |
| Closing Balance | 23,385,855 | 13,720,719 |

R. Nayar

[Signature]

| | | |
|--|--------------------|-------------------|
| Prof M S Ananth Endowment Fund | | |
| Opening Balance | 8,651,025 | 8,206,752 |
| Corpus Donation received during the year | - | - |
| Less: 2% Transferred to Admin Fund | - | - |
| Add: Interest During the year | 1,025,453 | 631,798 |
| Less: Donation Paid | 703,000 | 187,525 |
| Closing Balance | 8,973,478 | 8,651,025 |
| Innovation Fund | | |
| Opening Balance | - | - |
| Corpus Donation received during the year | - | - |
| Less: 2% Transferred to Admin Fund | - | - |
| Add: Interest During the year | 320,985 | - |
| Less: Donation Paid | - | - |
| Closing Balance | 320,985 | - |
| Madras Chapter | | |
| Opening Balance | - | - |
| Corpus Donation received during the year | - | - |
| Less: 2% Transferred to Admin Fund | - | - |
| Add: Interest During the year | 6,213 | - |
| Less: Donation Paid | - | - |
| Closing Balance | 6,213 | - |
| Prof Sampath Chair | | |
| Opening Balance | - | - |
| Corpus Donation received during the year | - | - |
| Less: 2% Transferred to Admin Fund | - | - |
| Add: Interest During the year | 8,693 | - |
| Less: Donation Paid | 7,052 | - |
| Closing Balance | 1,641 | - |
| Total | 100,391,539 | 88,959,543 |

| Particulars | As at 31.03.2014 (Rs) | As at 31.03.2013 (Rs) |
|--------------------------|-----------------------|-----------------------|
| Schedule 3 | | |
| Investments | | |
| Investments in GOI Bonds | 36,678,396 | 36,678,396 |
| UTI Investments | 257,825 | 257,825 |
| Fixed deposit | 80,542,543 | 56,456,281 |
| Total | 117,478,764 | 93,392,502 |



| Particulars | As at 31.03.2014 (Rs) | As at 31.03.2013 (Rs) |
|------------------------------------|-----------------------|-----------------------|
| Schedule 4 | | |
| Current assets | | |
| TDS | 19,006 | 19,006 |
| TDS 2007-2008 | 36,939 | 36,939 |
| TDS 2011-12 | 58,722 | 181,349 |
| TDS 2012-13 | 309,818 | 665,143 |
| TDS 2013-14 | 179,623 | - |
| TDS Certificated Pending Axis Bank | 21,220 | - |
| Salary Advance- Saravanan | - | 8,300 |
| Scholarship Advance | 52,050 | |
| Demat Fee Advance | 7,500 | |
| Accrued interest | 6,519,067 | 3,804,342 |
| Cash in hand | 863 | 18,126 |
| Cash at Bank | | |
| Axis bank | 1,315,530 | 353,003 |
| Axis bank ltd fcra account | 897,877 | 1,381,924 |
| Canara bank a/c.2722101010082 | 22,115 | 1,000 |
| Total | 9,440,328 | 6,469,131 |



R. N. Nagaraj

IITMDS ALUMNI CHARITABLE TRUSTIC&SR BUILDINGS
IIT, CHENNAI - 600 036**Balance Sheet**

1-Apr-2014 to 31-Oct-2014

| Liabilities | as at 31-Oct-2014 | Assets | as at 31-Oct-2014 |
|--------------------------------|------------------------|--|------------------------|
| Capital Account | 10,99,67,213.12 | Fixed Assets | |
| 64 FOUNDATION ENDOWMENT | 4,76,46,029.00 | Investments | 4,26,35,584.83 |
| Capital Fund | 34,32,601.75 | INVESTMENTS IN UTI | 2,57,825.00 |
| CORPUS -1970 BATCH FUND | 11,61,210.40 | GENERAL ALUMNI ENDOW FUND FD AXIS | 56,99,364.00 |
| E GURUKULA ENDOWMENT | 1,44,09,574.00 | INVESTMENT IN GOI BONDS 8.83% | <u>3,66,78,395.83</u> |
| GENERAL ADMIN FUND | 39,34,746.53 | Current Assets | 9,01,79,305.37 |
| GENERAL ALUMNI ENDOWMENT | 3,04,68,721.51 | FIXED DEPOSITS - COMPANIES | 17,77,342.00 |
| PROF M S ANANTH ENDOWMENT FUND | <u>89,14,329.93</u> | Deposits (Asset) | 7,92,65,201.00 |
| Loans (Liability) | | Loans & Advances (Asset) | 6,78,878.00 |
| | | Cash-in-hand | 784.00 |
| | | Bank Accounts | 63,71,061.55 |
| | | ACCURED INTEREST | 16,68,520.00 |
| | | ACCURED INTEREST INNOVATION FUND FD | 3,11,200.00 |
| | | ACCURED INTEREST MADRAS CHAPTER FD | 5,592.00 |
| | | ACCURED INT FROM PROF SAMPATH CHAIR FD | 7,823.00 |
| | | ACCURED INT GENERAL ALUMNI ENDOW FD | 92,813.82 |
| | | ACCURED INT GURUKULA PROJECT FD | <u>90.00</u> |
| Carried Over | 10,99,67,213.12 | Carried Over | 13,28,14,890.20 |

continued ...

IITMDS ALUMNI CHARITABLE TRUST

Balance Sheet : 1-Apr-2014 to 31-Oct-2014

| Liabilities | as at 31-Oct-2014 | Assets | as at 31-Oct-2014 |
|---|------------------------|-----------------|------------------------|
| Brought Forward | 10,99,67,213.12 | Brought Forward | 13,28,14,890.20 |
| Current Liabilities | 2,23,31,516.20 | | |
| 1970 BATCH FUND | 17,654.00 | | |
| 1976,1977,1987 Batch & Coral Reunion | 4,65,978.77 | | |
| 1976 BATCH FUND | 49,000.00 | | |
| 1978 Batch Fund | 6,25,116.00 | | |
| 1987 BATCH FUND | 1,18,280.26 | | |
| 1987 BATCH SILVER REUNION FUND | 1,13,020.00 | | |
| 1988 BATCH FUND | 6,13,912.13 | | |
| 2000 BATCH FUND | 7,600.00 | | |
| 2006 BATCH FUND | 7,045.00 | | |
| 2010 BATCH FUND | 42,439.68 | | |
| ACADEMIC & RESEARCH INITIATIVES | 1,47,000.00 | | |
| ALUMNI DISTRESS FUND | (-)50,000.00 | | |
| CENTRE FOR INNOVATION GEM | 4,900.00 | | |
| GEM | 3,13,361.96 | | |
| GOLDEN JUBILEE ALUMNI FUND GENERAL | 2,27,210.42 | | |
| GOLDEN JUBILEE ALUMNI FUND - UNRESTRICTED | 19,600.00 | | |
| IIT ALUMNI ENDOWMENT PROGRAMME | 1,42,984.27 | | |
| IITMAA BRIDGE CHAMPIONSHIP | 52,254.00 | | |
| IIT MAANA TRAVEL GRANT | 64,012.76 | | |
| INNOVATION FUND | 1,18,48,144.94 | | |
| INSTITUTE DAY PRIZE | 12,520.00 | | |
| INT EARNINGS FR 1970 CORPUS FD | (-)83,147.00 | | |
| INT EARNINGS FR 64 FOUNDATION FD | 3,09,480.99 | | |
| INT EARNINGS FR CAPITAL FUND FD | 31,11,674.86 | | |
| INT EARNINGS FR GENERAL ALUMNI ENEDOW FD | 7,57,575.84 | | |
| INT EARNINGS FR GURUKULA PROJECT FD | 13,79,415.80 | | |
| INT EARNINGS FROM INNOVATION FUND FD | 3,20,985.00 | | |
| INT EARNINGS FROM MADRAS CHAPTER | 6,213.00 | | |
| INT EARNINGS FROM PROF SAMPATH CHAIR FD | 1,641.00 | | |
| INT EARNINGS FR PROF.M.S.ANANTH ENDOW FD | (-)12,301.51 | | |
| INTER IIT 2015 | 24,500.00 | | |
| K V IIT MADRAS SCHOOL PROJECT | 1,59,500.00 | | |
| KVIIT SCHOOL 88 BATCH ENDOW | 2,60,402.44 | | |
| MADRAS CHAPTER | 1,87,629.00 | | |
| OORANI WATER PROJECT | 1,05,110.00 | | |
| PANIIT REUNION EVENT | 23,742.00 | | |
| PLEDGE ACCOUNT | 60,858.00 | | |
| RESEARCH PROJECT IIT | 15,012.00 | | |
| SAARANG ENDOWMENT | 3,00,000.00 | | |
| SOCIALLY RELEVANT PROJECTS | 3,38,663.00 | | |
| SPORTS COMPLEX | 9,000.00 | | |
| SRI ENDOWMENT PROJECT | 12,358.00 | | |
| STUDENT AMENITIES | 2,000.00 | | |
| STUDENT DISTRESS FUND | 1,86,919.59 | | |
| TAPTI QUADRANGLE RELAYING | 12,250.00 | | |
| Profit & Loss A/c | 5,16,160.88 | | |
| Opening Balance | | | |
| Current Period | 5,16,160.88 | | |
| Total | 13,28,14,890.20 | Total | 13,28,14,890.20 |